



LEANLINE™ CONVEYOR

The LeanLine™ Conveyance System

Automate your assembly line with the KEITH® LeanLine™ Conveyor. The “drop-in” design means minimal facility modifications and fast install. The adjustable speed matches your conveying needs, improving the flow of your manufacturing line. Run the line fast or slow. Move lightweight or heavy-duty products. The LeanLine™ conveyor handles it all.



The LeanLine™ conveyor automates material flow, allowing you to adjust the speed to your processes.






Systems can run continuously or index product as needed.



Has a heavy-duty capacity, easily handling 30 tons*.

*Varies depending on conditions and design.



- **Non-Invasive Install:** Minimal facility modification needed
- **Reduces Manual Labor Costs:** Replaces the need for moving materials with forklift or pallet jack
- **Space Saving:** Low profile design with minimal footprint
- **High Load Capacity:** Moves heavy, hard to handle loads including assembly carts
- **Minimal Maintenance:** Few moving parts, with self-lubricating chain guides and no tensioning device
- **Virtually Unlimited Length:** Add or remove lengths for a continuous conveyor, without interruption

Made in the USA
LeanLineConveyor.com

LEANLINE™
CONVEYOR

KEITH
MANUFACTURING CO

1-800-547-6161
sales@LeanLineConveyor.com